

How to enable Single Sign On for NOUS with Google account

What is Single Sign On?

When you use several Web systems and log into any one of them, you do not have to log into the other systems if you could use Single Sign On.

Thus if you set up SSO, you do not have to use two-Step Verification for logging into NOUS and could simplify the process.

If you want to use SSO for NOUS login, you can enable it with a system called Shibboleth or a Google account.* If you want to use Shibboleth for SSO, please refer to the manual "How to enable Single Sign On for NOUS with Shibboleth " on the Institute's website.

NOTE

Only users who fulfill the following requirements can use Single Sign On for logging into NOUS:

>>For using Shibboleth:

- Your institute is authenticated as a member of Academic Access Management Federation in Japan (GakuNin*).
- Your institute give permission to use Single Sign On for NOUS.

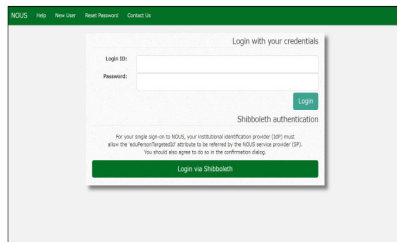
Please ask person in charge at your institute if you would like to know whether you could use SSO or not.

*If you would like to know more about GakuNin and Shibboleth, please check the following URL.
(<https://www.gakunin.jp/en>)

>>For using Google account:

- You will need a Google account.

How to log into NOUS with Two-Step Verification



Please open the login page for NOUS from here (<https://nous.nins.jp/user/signin>).

The first step is to log in to NOUS with two-step verification. If you want to know how to log into NOUS, you can find guidelines in English on the Institute's website.



In order to activate Single Sign On, you need to log into NOUS with two-step verification and set it up from My Page at first.

NOUS Help New User Reset Password Contact Us

Login with your credentials

Login ID:

Password:

Login

Shibboleth authentication

For your single sign-on to NOUS, your institutional identification provider (IdP) must allow the 'eduPersonTargetedId' attribute to be referred by the NOUS service provider (SP). You should also agree to do so in the confirmation dialog.

Login via Shibboleth

Open the login page for NOUS from here
(<https://nous.nins.jp/user/signin>)
and log in to NOUS by using two-step verification.

Change Password My Profile Contact Us Output List **Login Settings** Timeout Count: 03:53 Login U

My Page

Password: [reviewer >>](#)

新規申請/New applications:

年度 Year	分類 Classification	代表者 Leader	タイトル Title	役割 Role	状態 Status	最終更新日 Update
2021	ExCELLS-ippankiki			代表者	edit submit withdraw	申請書：2020-12-04 16:09
2021	NIPS-imaging			代表者	edit submit withdraw	申請書：2020-12-04 16:11
2021	NIPS-project			代表者	edit submit withdraw	申請書：2020-12-02 09:26

Start : [new application](#)

採択済課題/Approved applications:

年度 Year	分類 Classification	代表者 Leader	タイトル Title	役割 Role	通知書 Notification	追加/出張申請 Additional/Travel	報告書 Report	継続申請 Continue
2020	IMS-(k)UVSORnano			代表者	notification	<input type="text"/>	apply upload continue	
2020	IMS-(k2)UVSOR			協力者	notification	<input type="text"/>	apply upload continue	
2020	NIPS-public			代表者	notification	<input type="text"/>	apply upload continue	

After entering My Page, please click the button **Login Settings** in the green bar at the upper part of the screen.

My Page Timeout Count: 04:00 Log

Nousでは、ShibbolethもしくはGoogle認証によるアカウントの関連付けが可能です。

Shibboleth 認証

Nousでは、Shibbolethによるシングルサインオンが可能です。
シングルサインオンを行うには、Nous アカウントとあなたの所属機関アカウントを関連付ける必要があります。下記の Login via Shibboleth ボタンを押して、Shibboleth Login を行ってください。
Shibboleth Login に成功すると自動的に関連付けが行われ、次回ログインから Shibboleth によるシングルサインオンができるようになります。

[Login via Shibboleth](#)

Google 認証

Google Authentication

ログイン時に認証キーを入力する代わりにGoogle認証を使ってログインするには、
NOUSアカウントとあなたのGoogleアカウントを関連付ける必要があります。

[Sign in with Google] ボタンを押して、Google認証を行ってください。

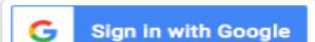
Google認証に成功すると、次回ログインからGoogle認証を利用できるようになります。

To log in using Google Authentication instead of entering the Authorization Key at login,
you need to associate your NOUS account with your Google account.

Click the "Sign in with Google" button below to authenticate with Google.

If Google authentication is successful,
you will be able to use Google authentication from the next login.

[Sign in with Google](#)

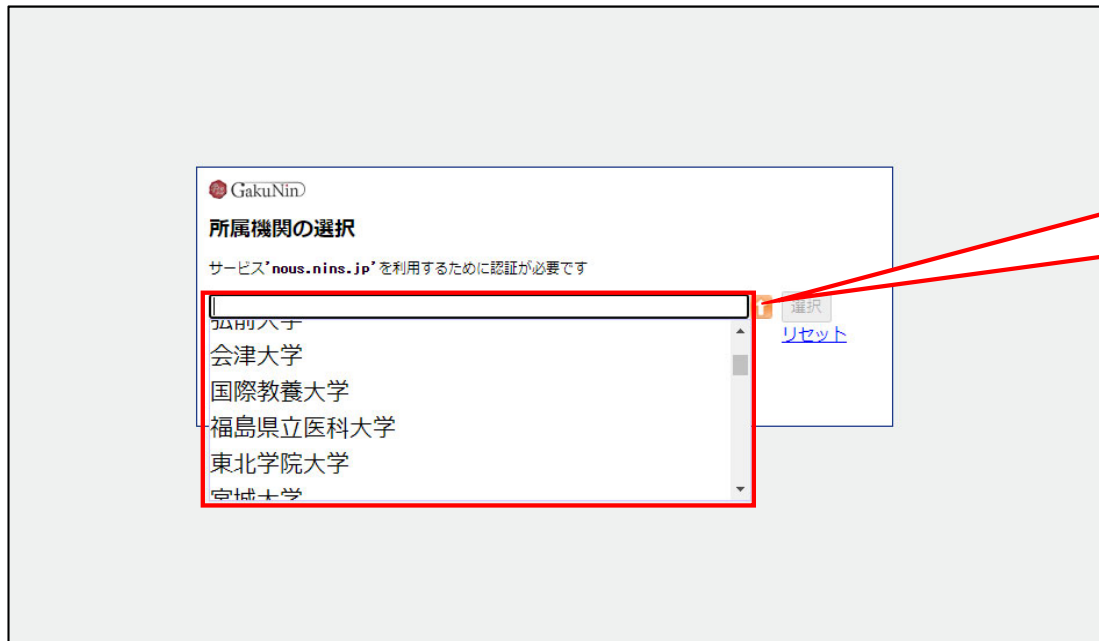
Check the instructions for linking
your Google account with NOUS,
then click  button.



シングルサインオンに利用するGoogleアカウントをクリックしてサインインしてください。

日本語 ▾

[ヘルプ](#) [プライバシー](#) [規約](#)



Please select your institute from the drop-down list.



After selecting your institute, please select the button 「選択(Select)」.



大学共同利用機関法人 自然科学研究機構
分子科学研究所

ログインサービス: NINS Open Use
System

ユーザ名

パスワード

ログインを記憶しません。

送信する情報を再度表示して送信の可否
を選択します。

Login

自然科学共同利用・共同研究統括システム

[> パスワードをお忘れの方はこちら](#)

Then you could see the login page of your institute. Please enter ID/Username and password and log into the system. (*The example is login page of IMS.)

GakuNin

このブラウザで利用するデフォルト所属機関

デフォルトの所属機関を選択することで、このブラウザで他のサービスにアクセスした場合に、IdPの選択画面をスキップすることができます。
現在セット中のデフォルト所属機関は:

分子科学研究所

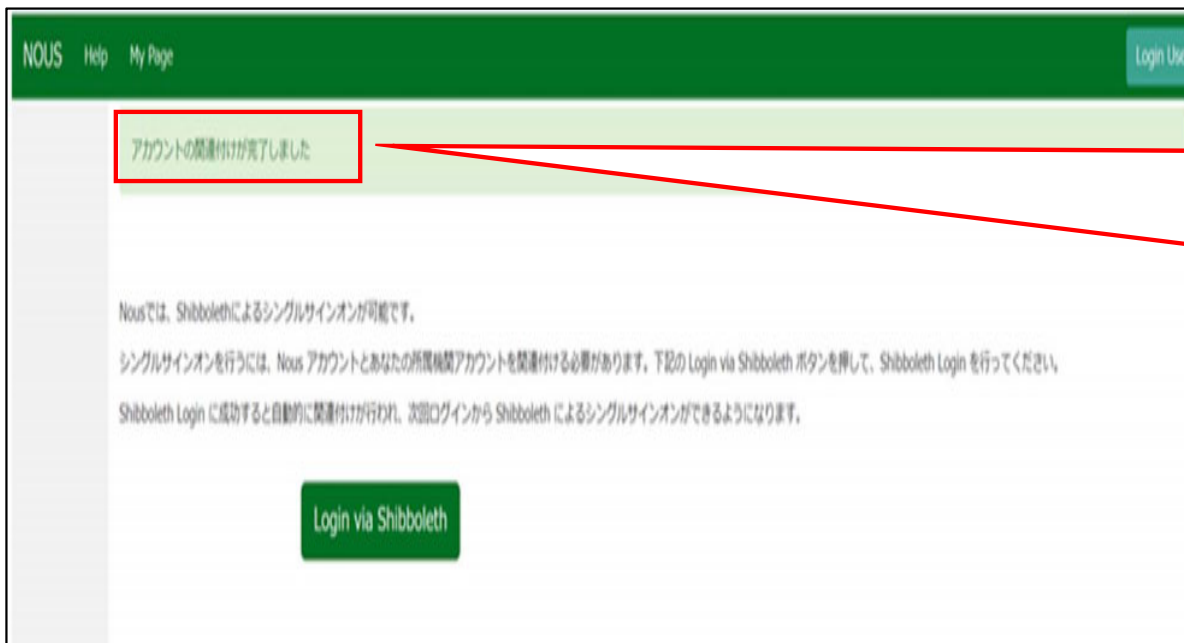
リセット 所属機関を保存して次へ

Please register your institute to skip the above process by clicking 「所属機関を保存して次へ」(Please select your institute and go to the next step.)」

***The whole Japanese description above the buttons says:**

“The whole Japanese description above the buttons says:

If you register your institute, you could skip the process of selecting your institute next time you visit the system with the same browser. Your selected institute is below:”



At this point, Shibboleth has been set up. Please confirm that the 「アカウントの関連付けが完了しました(Your account is authenticated for Shibboleth.)」 message has been displayed at the upper part of the screen

NOUS Help New User Reset Password Contact Us

Login with your credentials

Login ID:

Password:

Login

Shibboleth authentication

For your single sign-on to NOUS, your institutional identification provider (IdP) must allow the 'eduPersonTargetedId' attribute to be referred by the NOUS service provider (SP). You should also agree to do so in the confirmation dialog.

Login via Shibboleth

Please go back to login page
(<https://nous.nins.jp/user/signin>)
and click the button




Please do not enter your ID or
password in upper entry fields.



Please follow the instructions the Gakunin system at your institute indicates and log into NOUS. After this setting, you do not need to perform two-step verification using the authentication key.

The process of enabling Single Sign On for NOUS with Shibboleth is completed.



Inquiry



If you have any questions about NOUS, please do not hesitate to contact to us.

Address

**Joint Research Section, International Relations and Research Cooperation Division,
Okazaki Administration Center , National Institutes of National Sciences(NINS)
38 Nishigonaka Myodaiji, Okazaki, Aichi, 444-8585**

 **TEL 0564-55-7133**
 **MAIL r7133@orion.ac.jp**